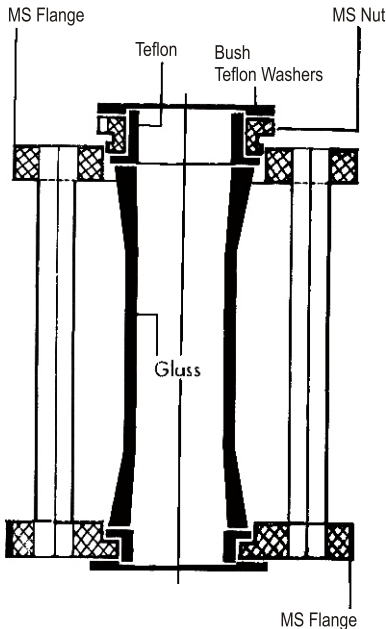


FULL VIEW TYPE - SIGHT FLOW INDICATOR - MODEL NO. SFI - FV - 150



Sight glass is a device used to check inline flow of liquids in Horizontal as well as Vertical Installations. It enables maintaining flow of the liquid by viewing instaneously and guides for any subsequent change in flow desired.

Glass pipe section is made from borosilicate glass which is highly heat resistant and has low thermal expansion and excellent chemical durability. This pipe section is flared at both ends to increase its compressive strength, it also ensures leak free fitting of glass in metal frame.

Teflon bushes are provided on both sides of glass pipe section in such a way that flowing liquid/chemical will not come in contact with any metallic part of the sight glass. Further teflon washers are provided to use as gasket on both sides at the time of fitting. Dia. of Stud 16 mm , No of Studs 4.

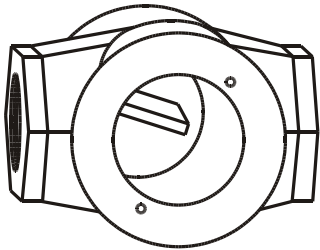
Sight glasses can be supplied with flanges drilled as per customers requirements. However, as it is found that most of clients are preferring glasses with ASA 150 RF flanges, we keep SFI with above flanges in ready stock all sizes.

SIZE	GLASS LENGTH	THK. OF FLANGE	O.D. OF FLANGES	UNIT PRICE WITH M.S.FLANGE	UNIT PRICE WITH 304 S.S. FLANGES	UNIT PRICE WITH 316 S.S. FLANGES
1"	150	14	107.9			
1½"	150	14	127.0			
2"	150	14	152.4			
2½"	150	14	177.8			
3"	150	14	190.5			
4"	150	14	228.6			

DETAILS REQUIRED FOR SUBMITTING OFFER

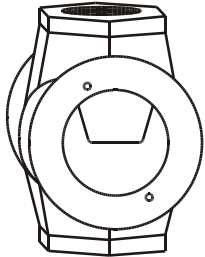
- 1) LINE SIZE
- 2) SERVICE
- 3) MATERIAL OF BODY
- 4) FLUID DATA
- 5) END CONNECTION : FLANGE TABLE
- 6) SPECIAL INSTRUCTIONS IF ANY

SIGHT FLOW INDICATORS DOUBLE WINDOW, SCREWED ENDS



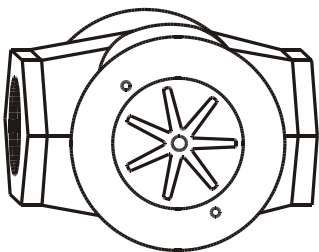
MODEL : 200S-FLT - (FLAPPER TYPE)

200S-FLT sight flow indicators are recommended for both horizontal and vertical pipe lines, although frequently used for gases. flapper type is best suitable to transparent or slightly opaque liquids. position of flapper indicates variation in flow rates CAN be supplied without flapper where no internal indicator is required.



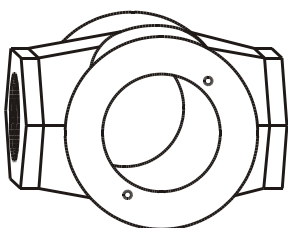
MODEL : 200S-DRT - (DRIP TYPE)

200S-DRT sight flow indicators are best adapted to vertical downward flow designed without any obstruction this type is particularly useful in distillation and similar apparatus where flow is apt to be intermittent. Drip lip changes flow pattern & so liquid flow becomes visible easily. Flow, Heavy Flow, Medium Flow, Small Flow, Becomes Visible.



MODEL : 200S-ROT - (ROTARY TYPE)

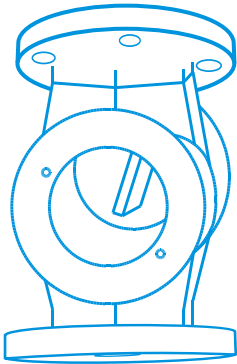
200S-ROT sight flow indicators operates successfully in any position but are particularly adapted to pipelines carrying dark solutions where the motion of the rotor is easily detected. they are equally adapted to transparent solutions and gases and are frequently installed where observation is to be made from distance. available with rotor of Metal, PVC, P.P. PIFE. Rotar can be painted with oppsite than liquid colour paint for easy visibility.



MODEL : 200S-PT - (PLAIN TYPE)

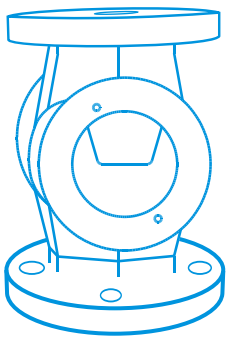
200S-PT sight flow indicators are plain without any internal indicator and services as observing window and are suitable for vertical as well as horizontal lines and are adapted to liquids and gases.

SIGHT FLOW INDICATORS DOUBLE WINDOW, FLANGED ENDS




MODEL : 200S-FLT - (FLAPPER TYPE)

200S-FLT sight flow indicators are recommended for both horizontal and vertical pipe lines, although frequently used for gases. flapper type is best suitable to transparent or slightly opaque liquids. position of flapper indicates variation in flow rates CAN be supplied without flapper where no internal indicator is required.



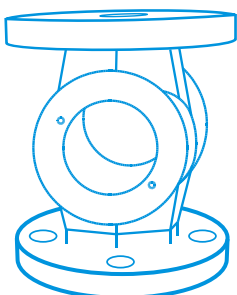
MODEL : 200S-DRT - (DRIP TYPE)

200S-DRT sight flow indicators are best adapted to vertical downward flow designed without any obstruction this type is particularly useful in distillation and similar apparatus where flow is apt to be intermittent. Drip lip changes flow pattern & so liquid flow becomes visible easily. Flow, Heavy Flow, Medium Flow, Small Flow, Becomes Visible.



MODEL : 200S-ROT - (ROTARY TYPE)

200S-ROT sight flow indicators operates successfully in any position but are particularly adapted to pipelines carrying dark solutions where the motion of the rotor is easily detected. they are equally adapted to transparent solutions and gases and are frequently installed where observation is to be made from distance. available with rotor of Metal, PVC, P.P. PIFE. Rotar can be painted with oppsite than liquid colour paint for easy visibility.



MODEL : 200S-FLT - (FLANGE TYPE)

200S-FLT sight flow indicators are plain without any internal indicator and services as observing window and are suitable for vertical as well as horizontal lines and are adapted to liquids and gases. flange ends enables easy mounting in the line with proper Leak proof gaskets. spare matting flages and nut-bolts (hardware) can be provided at extra cost.