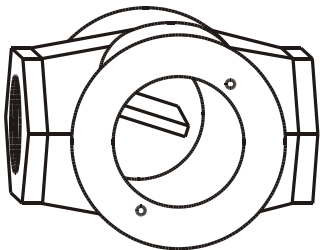
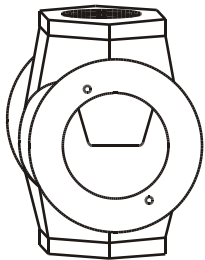


## SIGHT FLOW INDICATORS DOUBLE WINDOW, SCREWED ENDS



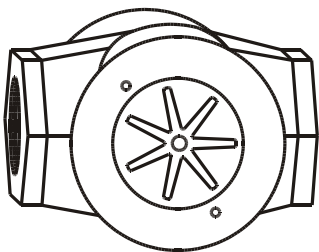
### MODEL : 200S-FLT - (FLAPPER TYPE)

200S-FLT sight flow indicators are recommended for both horizontal and vertical pipe lines, although frequently used for gases. flapper type is best suitable to transparent or slightly opaque liquids. position of flapper indicates variation in flow rates CAN be supplied without flapper where no internal indicator is required.



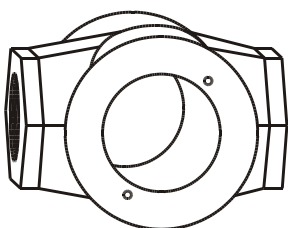
### MODEL : 200S-DRT - (DRIP TYPE)

200S-DRT sight flow indicators are best adapted to vertical downward flow designed without any obstruction this type is particularly useful in distillation and similar apparatus where flow is apt to be intermittent. Drip lip changes flow pattern & so liquid flow becomes visible easily. Flow, Heavy Flow, Medium Flow, Small Flow, Becomes Visible.



### MODEL : 200S-ROT - (ROTARY TYPE)

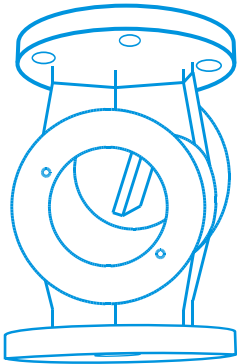
200S-ROT sight flow indicators operates successfully in any position but are particularly adapted to pipelines carrying dark solutions where the motion of the rotor is easily detected. they are equally adapted to transparent solutions and gases and are frequently installed where observation is to be made from distance. available with rotor of Metal, PVC, P.P. PIFE. Rotar can be painted with oppsite than liquid colour paint for easy visibility.



### MODEL : 200S-PT - (PLAIN TYPE)

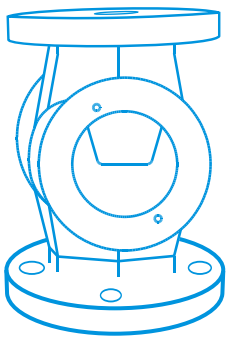
200S-PT sight flow indicators are plain without any internal indicator and services as observing window and are suitable for vertical as well as horizontal lines and are adapted to liquids and gases.

## SIGHT FLOW INDICATORS DOUBLE WINDOW, FLANGED ENDS




### MODEL : 200S-FLT - (FLAPPER TYPE)

200S-FLT sight flow indicators are recommended for both horizontal and vertical pipe lines, although frequently used for gases. flapper type is best suitable to transparent or slightly opaque liquids. position of flapper indicates variation in flow rates CAN be supplied without flapper where no internal indicator is required.



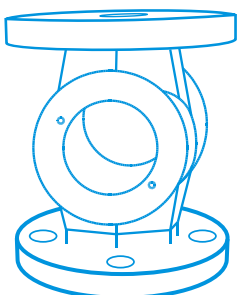
### MODEL : 200S-DRT - (DRIP TYPE)

200S-DRT sight flow indicators are best adapted to vertical downward flow designed without any obstruction this type is particularly useful in distillation and similar apparatus where flow is apt to be intermittent. Drip lip changes flow pattern & so liquid flow becomes visible easily. Flow, Heavy Flow, Medium Flow, Small Flow, Becomes Visible.



### MODEL : 200S-ROT - (ROTARY TYPE)

200S-ROT sight flow indicators operates successfully in any position but are particularly adapted to pipelines carrying dark solutions where the motion of the rotor is easily detected. they are equally adapted to transparent solutions and gases and are frequently installed where observation is to be made from distance. available with rotor of Metal, PVC, P.P. PIFE. Rotar can be painted with oppsite than liquid colour paint for easy visibility.



### MODEL : 200S-FLT - (FLANGE TYPE)

200S-FLT sight flow indicators are plain without any internal indicator and services as observing window and are suitable for vertical as well as horizontal lines and are adapted to liquids and gases. flange ends enables easy mounting in the line with proper Leak proof gaskets. spare matting flages and nut-bolts (hardware) can be provided at extra cost.